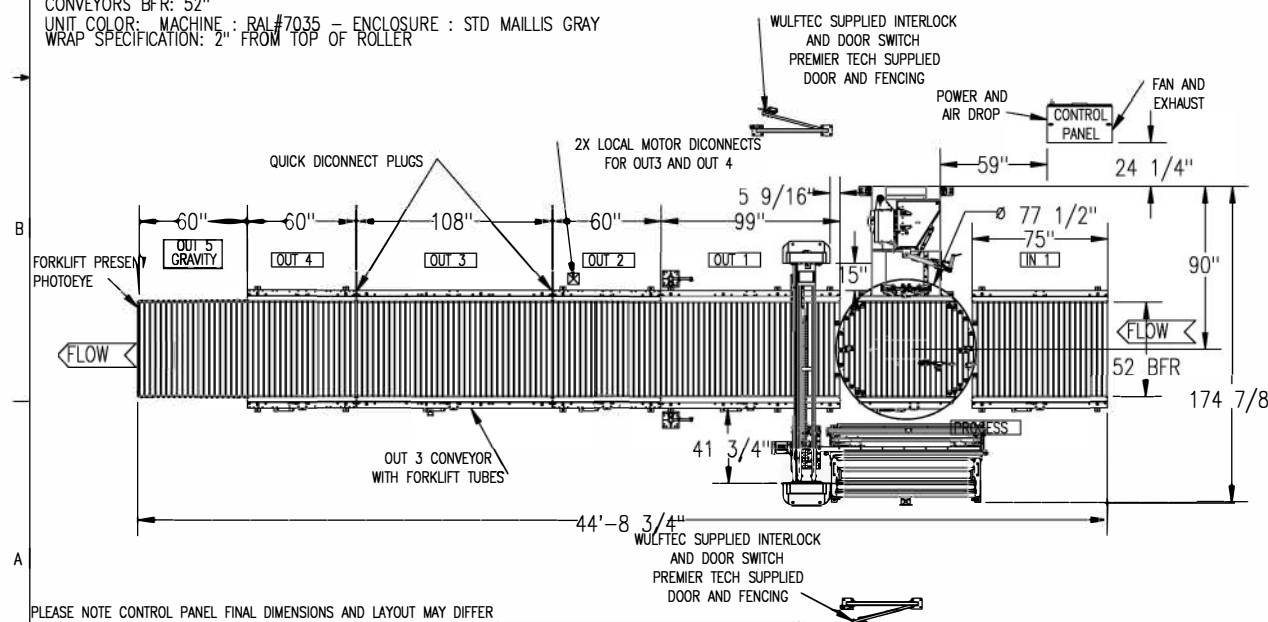


POWER SUPPLY: 460VAC / 3PH / 60Hz
 REQUIRED AIR SUPPLY: 3 CFM @ 80 PSI
 PLC: ALLEN BRADLEY COMPACTLOGIX L24ER
 PLC PROGRAM: RS LOGIX VERSION 30
 TOUCH SCREEN: ALLEN BRADLEY PANELVIEW6-1000 (NOT COMPACT)
 OPERATING TEMPERATURE RANGE: 40°F TO 100°F
 FILM CARRIAGE SIZE: 30" NO-THREAD WITH SPRING LOADED GATE
 PRESTRETCH RATIO: 250% (BELTS AND PULLEYS)
 ROTATION SPEED: 16 RPM
 MAX WRAP HEIGHT: 92"
 MAX MACHINE HEIGHT: 158"
 CONVEYOR SPEED: 50 FPM
 CONVEYOR PASS HEIGHT: 20" ±1", TURNTABLE 20" FIXED
 CONVEYORS BFR: 52"
 UNIT COLOR: MACHINE : RAL#7035 - ENCLOSURE : STD MAILLIS GRAY
 WRAP SPECIFICATION: 2" FROM TOP OF ROLLER



ITEM NO.	QTY.	PART NO.	REV	DESCRIPTION	FINISH
1	1	8MTPS00012	2	ICTS18-WCA-LH-SMC-BOWH-BOWD-B-PREM-2-WIN-AIR DUMP	
2	1	8MRC000293	1	S-52-108-20-50-60-1.5-450 FORKLIFT PICK-UP	
3	1	8MRC000004	1	SCO-52-99-20-50-60-1.5-50	
4	1	8MPNU00006	0	SO155435-1 IDAHO MILK PRODUCTS PNEU KIT	
5	1	6MTPS01073	2	ITS-DISP-SMC-72-EXT-AIR DUMP	No Finish
6	1	6MTOW00541	3	ST 108 IN -1HP(VEM)-16RPM	No Finish
7	1	6MTAB00535	7	ITAD-52-50-60-1-S0	No Finish
8	1	6MPRE02654	0	PRESTRETCH RATIO BELT 16 PRE EFF 250% 121517	No Finish
9	1	6MPRE02330	0	30 DEG ANGULAR MOUNTING KIT TABLE	No Finish
10	1	6MPRE01362	0	WCA-SMART TOWER PIVOT SHIPPING BRKT KIT	No Finish
11	1	6MPRE01037	0	WCA LUBE KIT	No Finish
12	8	6MPRE00222	1	END CAP SUB-ASSY 2.5 ROLLER	
13	1	6MMIS00348	1	SAFETY LABEL - SMART TOWER KIT	No Finish
14	1	6MMIS00239	0	SAFETY LABEL - GRAVITY CONVEYOR KIT	No Finish
15	1	6MMIS00231	0	SAFETY LABEL - TURNTABLE KIT	No Finish
16	5	6MMIS00229	0	SAFETY LABEL - STANDARD CONVEYOR KIT	No Finish
17	2	6MFRA00639	0	INCYCLE TOP SHEET MODULAR LEG 18-24PH	Dark gray (MDG)
18	2	6MFEN00496	14	2018 FENCE LOCKOUT KIT	No Finish
19	1	6MCUT00515	2	WCA-SMART CUT WIPE - SMC	No Finish
20	1	6MCON11041	1	SCI-52-75-20-50-60-1-4S0	No Finish
21	1	6MCON09742	1	G-52-60-20IN-18OUT-5S0-BS-15	No Finish
22	2	6MCON01454	3	S-52-60-20-50-60-1-4S0	
23	4	6MCON00664	1	CONVEYOR FOOT WELD. 20" PASS	Dark gray (MDG)
24	1	6MCLA00758	1	CLA-90-M-0001-SMC SPRING LOADED-JAWS WITH POLYURETHANE 52 BFR TABLE	No Finish
25	1	6MCAR01664	0	30 SMART CARRIAGE 16 MAJOR- LONGER BLOCKS	No Finish
26	1	6MCAR01283	0	MCC WCA-SMART	No Finish
27	1	6MBAS01846	1	WCA-SMART-BASE-120-16 RPM-18 PH-1VEM-FDA	No Finish
28	3	6MBAS01715	1	WCA-2IN-BASE-SHIM-SIN WIDE-MEC	No Finish
29	1	5MTOW00284	5	CYLINDER MTG BACK PLATE ON SMART TOWER	Dark gray (MDG)
30	1	5MTOW00232	1	TOWER BLANK PANEL	Dark gray (MDG)
31	4	0MFST00260	0	LOCK WASHER 1/4	
32	1	0MFST00196	0	BOLT EYE 1/2 NC	
33	4	0MFST00154	0	BOLT HEX ZC 1/4-20 X 3/4	
34	1	0MFST00116	0	LOCK WASHER 1/2	
35	4	0MFST00057	0	NUT HEX ZC 1/4-20	
36	1	0MFST00049	0	NUT HEX ZC 1/2-13	
37	1	0M00000000	0		
38	1	0M00000000	0	VOID	
39	1	0ELAB00362	0	DANGER-STAY CLEAR FROM MACHINE	
40	1	0E00000000	0	SEE ELECTRICAL BOM	
41	1	0E00000000	0	SEE ELECTRICAL BOM	
42	1	0E00000000	0	SEE ELECTRICAL BOM	

PLEASE NOTE CONTROL PANEL FINAL DIMENSIONS AND LAYOUT MAY DIFFER

Revision Number	Revision Date	Done By	Revision Description
3	2019/04/10	alexandrem	REVISED TABLE AND CHANGED END CAPS QTY

LES INFORMATIONS CONTENUES DANS CE DESSIN SONT LA PROPRIETE EXCLUSIVE DE WULFTEC M.J. MAILLIS. TOUTE REPRODUCTION TOTALE OU EN PARTIE, SANS LA PERMISSION ECRIE DE WULFTEC M.J. MAILLIS EST INTERDITE.
 THE INFORMATION CONTAINED IN THIS DRAWING IS THE SOLE PROPERTY OF WULFTEC M.J. MAILLIS GROUP. ANY REPRODUCTION IN PART OR WHOLE WITHOUT THE WRITTEN PERMISSION OF WULFTEC M.J. MAILLIS GROUP IS PROHIBITED.

TOLERANCES:
 FRACTIONS DECIMALS ANGLE
 ±1/32" .XX ±.01 ±1°
 .XXX ±.005

SAUF INDICATION CONTRAIRE LES DIMENSIONS SONT EN POUCES UNLESS OTHERWISE SPECIFIED DIMENSIONS ARE IN INCHES

DIMENS GENERY PAR DAO, NE PAS AUTREY CAO GENERATED DRAWING, DO NOT MANUALLY UPDATE

WULFTEC M.J. MAILLIS

SO-155435-1 Idaho Milk Products

FINI / FINISH: CUSTOM PAINT RAL#7035

DIMENSIONNEUR / DRAWN: alexandrem DATE: 2019/01/17

REFERENCE: Wulftec# WCA-SMART-00987

FABRICATION: 1: 12715 LBS

POIDS APPROX/APPROX WEIGHT: 12715 LBS

TYPE ASS: B

ECHELLE / SCALE: 1:70

NE PAS MESURER SUR LE DIMENSIN DO NOT SCALE DRAWING

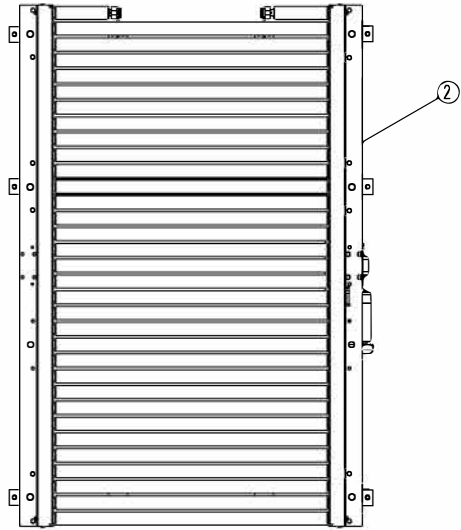
REV: 3

WCA-SMART_SO-155435-1_IDAHO MILK PRODUCTS_MODEL

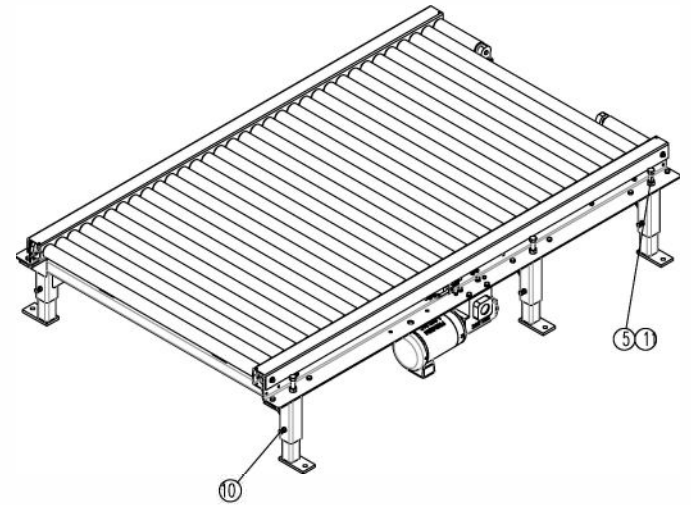
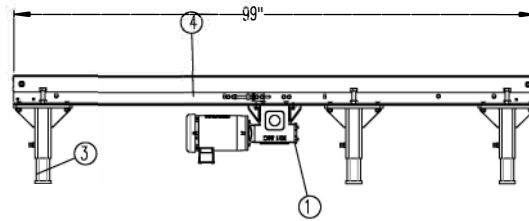
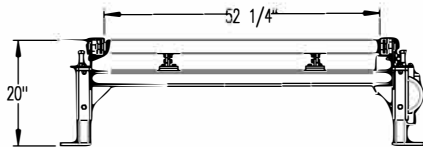
PAGE 1 OF 1

Q:\CLIENT\WCA-SMART\SO-155435-1\WCA-SMART_SO-155435-1_IDAHO MILK PRODUCTS_PRODUCTION.SLDRW

8 7 6 5 4 3 2 1



ITEM NO.	QTY.	PART NO.	REV	DESCRIPTION	FINISH
1	1	6MPRE02478	1	M&G-DRIVE-STD-50-60 FPM-20 1-56C-1.5HP-40R16	No Finish
2	1	6MCON05625	2	FRSCO-52-99-4S0	No Finish
3	6	6MCON00064	1	CONVEYOR FOOT WELD. 20" PASS	Dark gray (MDG)
4	1	OMFST00260	0	LOCK WASHER 1/4	
5	6	OMFST00249	0	BOLT HEX ZC 3/4-10 X 5 1/2 FULL THREAD	
6	3	OMFST00230	0	LOCK WASHER 3/8	
7	1	OMFST00184	0	BOLT HEX ZC 3/8-16 X 1	
8	2	OMFST00150	0	BOLT HEX ZC 3/8-16 X 1 1/2	
9	2	OMFST00116	0	LOCK WASHER 1/2	
10	6	OMFST00084	0	BOLT HEX ZC 1/2-13 X 1	
11	6	OMFST00050	0	NUT HEX ZC 3/4-10	
12	1	OMFST00046	0	NUT HEX ZC 3/8-16	



Revision Number	Revision Date	Done By	Revision Description
1	2018-05-03	stevet	UPDATE BOM

LES INFORMATIONS CONTENUES DANS CE DESSIN SONT LA PROPRIETE EXCLUSIVE DE WULFTEC M.J. MAILLIS. TOUTE REPRODUCTION PARTIELLE OU EN TOTALITE SANS LA PERMISSION ECRITE DE WULFTEC M.J. MAILLIS EST INTERDITE.

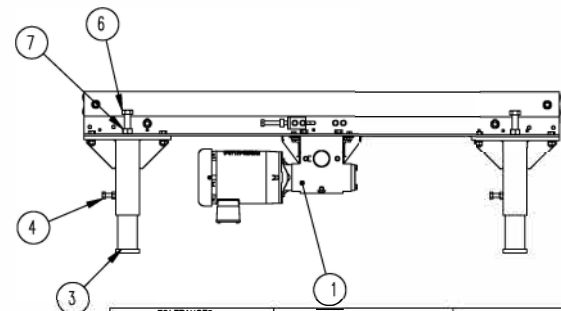
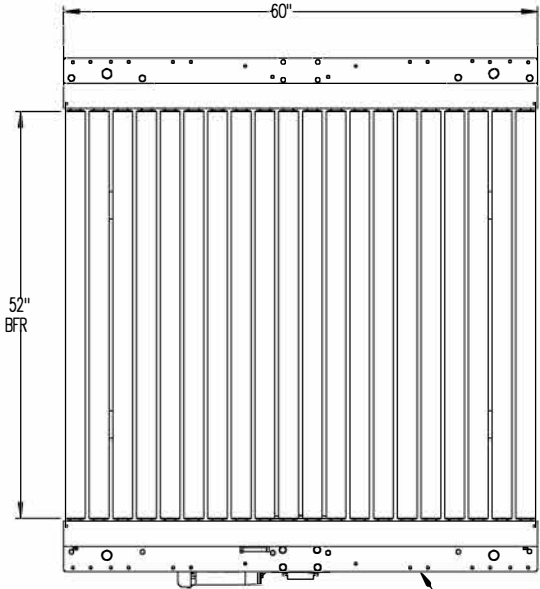

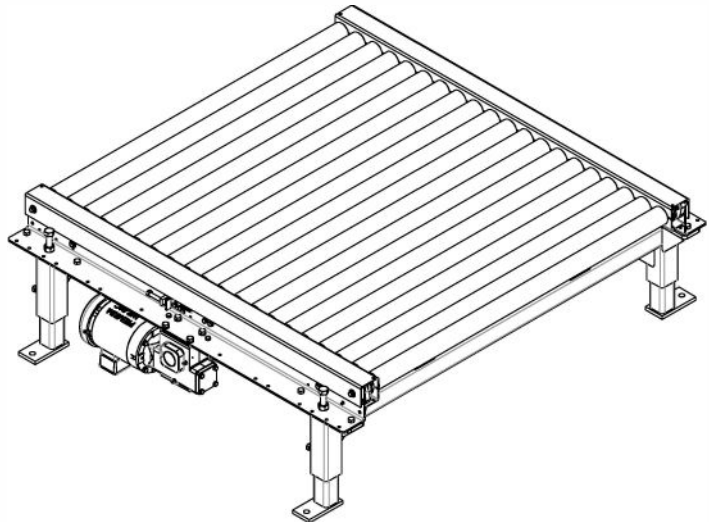
THE INFORMATION CONTAINED IN THIS DRAWING IS THE SOLE PROPERTY OF WULFTEC M.J. MAILLIS GROUP. ANY REPRODUCTION IN PART OR WHOLE WITHOUT THE WRITTEN PERMISSION OF WULFTEC M.J. MAILLIS GROUP IS PROHIBITED.

TOLERANCES: FRACTIONS DECIMALS ANGLE ±1/32" .XX±.01 ±1° .XXX±.005		SAUF INDICATION CONTRAIRE LES DIMENSIONS SONT EN POUCES UNLESS OTHERWISE SPECIFIED DIMENSIONS ARE IN INCHES		DIMENSIONNÉ GÉNÉRALEMENT PAR DAO, NE PAS AUTRIER CAD GENERATED DRAWING, DO NOT MANUALLY UPDATE		WULFTEC[®] M J MAILLIS	
AUCUNE ARRETÉ VIVES BREAK ALL SHARP CORNERS		SCO-52-99-20-50-60-1.5-S0					
FINI / FINISH: stevet		DIMENSIONNEUR / DRAWN: stevet		DATE: 2018-04-1		Wulftec# 8MRC000004	
FABRICATION: 1: 2:		TYPE ASS:		SIZE REFERENCE: B SCO-52-99-20-50-60-1.5-S0		REV. 1	
		POIDS APPROX/APPROX WEIGHT: 1381.64 LBS		ECHELLE SCALE: 1:24		NE PAS MESURER SUR LE DESSIN DO NOT SCALE DRAWING	

Q:\SWDraw\RCQ\8MRC000004.SLDDRW

8 7 6 5 4 3 2 1

ITEM NO.	QTY.	PART NO.	REV.	DESCRIPTION	FINISH
1	1	6MPRE02241	1	M&G-DRIVE-STD-50-60 FPM-20 1-56C-1HP-40B16	No Finish
2	1	6MCON00733	6	FRS-52-60-4S0	
3	4	6MCON00064	1	CONVEYOR FOOT WELD. 20" PASS	
4	4	OMFST00777	0	BOLT HEX ZC 1/2-13 X 1 1/2 FULL THREAD	
5	1	OMFST00667	0	BOLT HEX ZC 3/4-10 X 3 1/2 FULL THREAD	
6	3	OMFST00249	0	BOLT HEX ZC 3/4-10 X 5 1/2 FULL THREAD	
7	4	OMFST00050	0	NUT HEX ZC 3/4-10	



Revision Number	Revision Date	Done By	Revision Description
3	2017/01/25	ivaylob	CHANGED BOTTOM GUARDS

LES INFORMATIONS CONTENUES DANS CE DESSIN SONT LA PROPRIETE EXCLUSIVE DE WULFTEC M.J. MALLIS. TOUTE REPRODUCTION TOTALE OU EN TOTALITE SANS LA PERMISSION ECRIE DE WULFTEC M.J. MALLIS EST INTERDITE.

THE INFORMATION CONTAINED IN THIS DRAWING IS THE SOLE PROPERTY OF WULFTEC M.J. MALLIS GROUP. ANY REPRODUCTION IN PART OR WHOLE WITHOUT THE WRITTEN PERMISSION OF WULFTEC M.J. MALLIS GROUP IS PROHIBITED.

TOLERANCES: FRACTIONS DECIMALS ANGLE $\pm 1/32"$.XX ± 0.1 $\pm 1^\circ$.XXX ± 0.05		SAUF INDICATION CONTRAIRE LES DIMENSIONS SONT EN POUCEES UNLESS OTHERWISE SPECIFIED DIMENSIONS ARE IN INCHES		DIMENS. GENERE PAR CAO, NE PAS MODIFIER CAD GENERATED DRAWING, DO NOT MANUALLY UPDATE	
AUCUNE ARRETRES VIVES BREAK ALL SHARP CORNERS		S-52-60-20-50-60-1-4S0			
FINI / FINISH: benb		DIMENSIONATEUR / DRAWN DATE benb 2003/08/12		Wulftec# 6MCON01454	
FABRICATION: 1: 2:		TYPE ASS: POIDS APPROX/APPROX WEIGHT 892.88 LBS		SIZE REFERENCE B S-52-60-20-50-60-1-4S0 ECHELLE SCALE 1:16 NE PAS MESURER SUR LE DESSIN DO NOT SCALE DRAWING	
				REV. 3	
				PAGE 1 OF 1	

Q:\SWDraw\CON\6MCON01454_S-52-60-20-50-60-1-4S0.SLDDRW